

ANGIO Mentor®

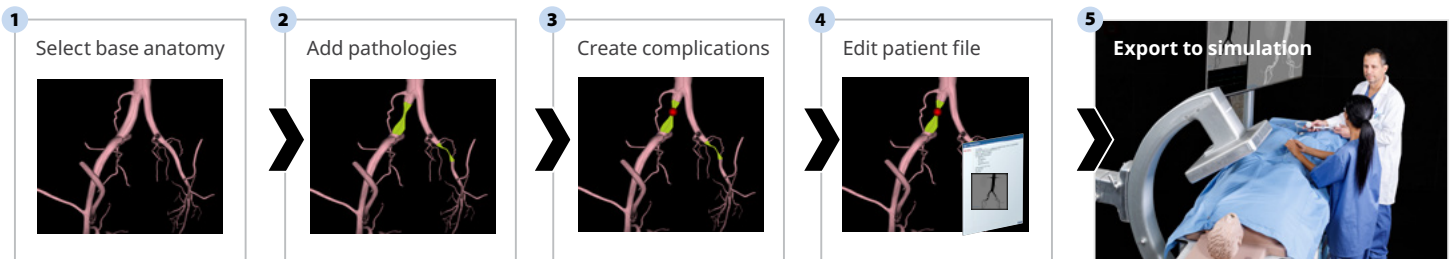




Sanford-USD Surgical Residency and Cardiology Fellowship Programs

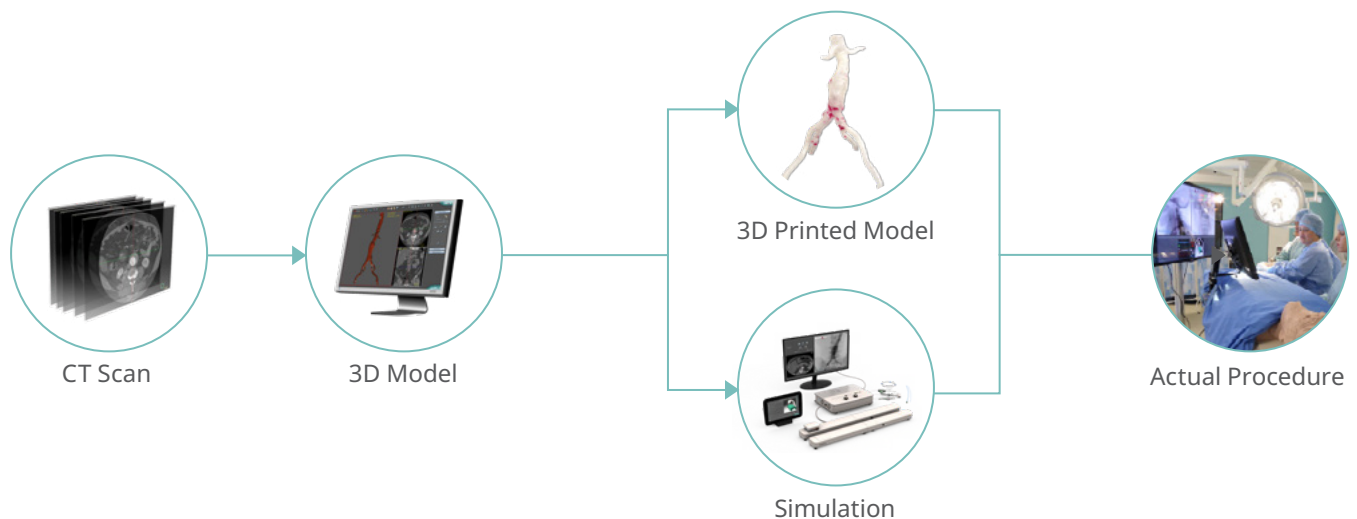
iCase

The first endovascular simulation case editor enables simple creation of new case scenarios for training.



PROcedure Rehearsal Studio™

This FDA cleared software allows clinicians to create patient-specific 3D digital models based on a patient's CT. Clinicians can plan and rehearse prior to performing the actual endovascular intervention on their patients.



Request a demo or more information at healthcare@3dsystems.com

The ANGIO Mentor VR training simulator platforms provide a comprehensive, safe environment for multi-level hands-on practice of endovascular procedures and techniques performed in the cath lab, interventional suite or operating room.

Simulator Features

IMAGING

- Real time fluoroscopy, cineangiography, DSA and roadmapping
- Real Time Ultrasound (IVUS, ICE, TEE)
- Ability to connect to a real c-arm

DEVICE SIMULATION

- A wide selection of interventional devices
- Simulated deployment systems are based on actual devices
- Haptic feedback and realistic device behavior

PATIENT MANAGEMENT

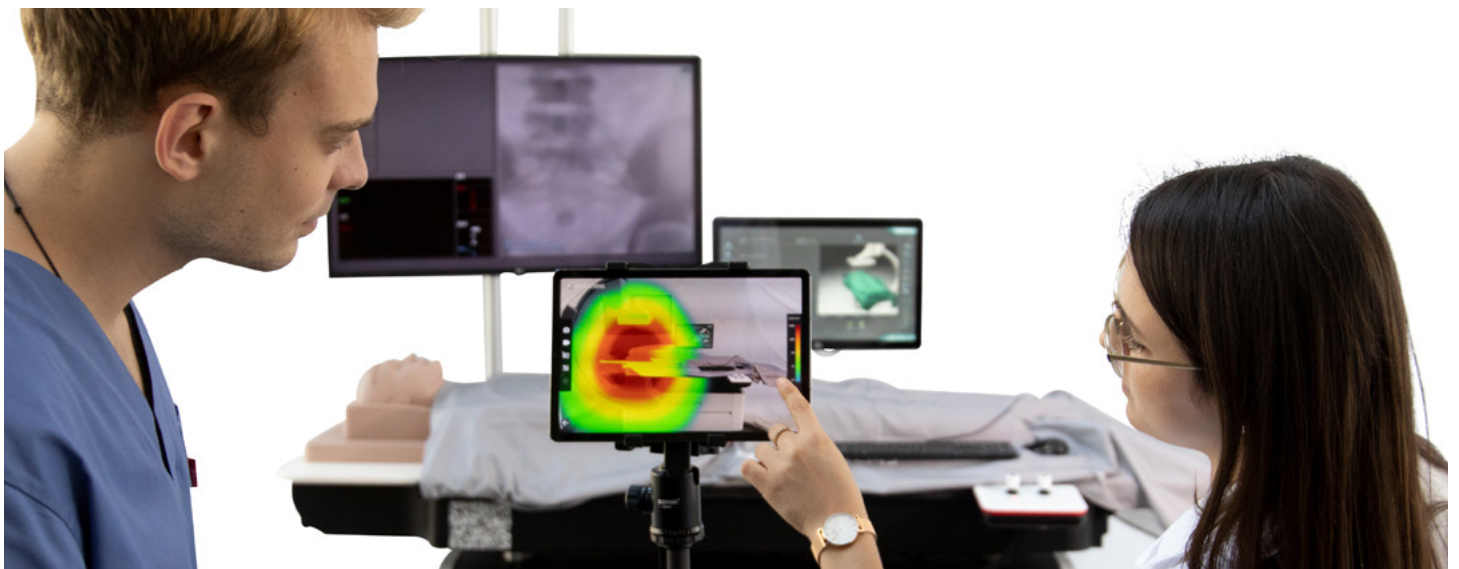
- Responsive vital signs monitor
- Extensive medication panel
- Complex scenarios with real time complications

EDUCATIONAL FEATURES

- Comprehensive performance metrics
- Unique basic skills modules
- Self-guided tutorial cases and ready-made curricula
- A variety of educational features to establish anatomical and procedural knowledge

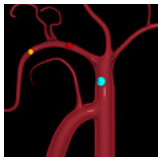
See the Invisible

A radiation awareness add-on application, which uses augmented reality (AR) to show real-time radiation scatter in the room. Clinical teams can safely practice simulated procedures while establishing the ALARA principles.

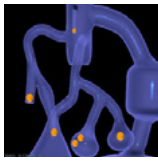


An ever expanding library of modules

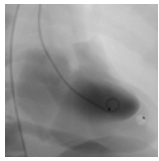
Developed in collaboration with world leading physicians, the training modules support skills acquisition to build confidence and proficiency in a variety of endovascular techniques and procedures.



Endovascular Basic Skills



EP Basic Skills



Cardio Basic Skills

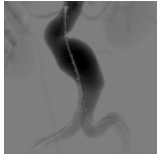


C-arm Basic Skills




Bedside Cardiac ICU

BASIC SKILLS



EVAR

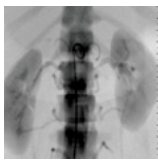


TEVAR

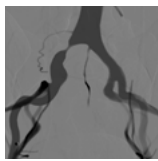


Advanced TEVAR

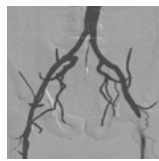
AORTIC INTERVENTIONS



Renal



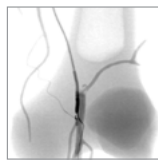
Iliac



SFA



Atherectomy



Lower Extremities CTO

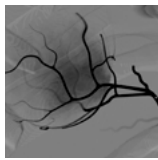


Below The Knee

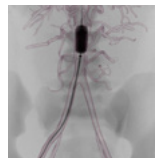
PERIPHERAL INTERVENTIONS



Peripheral Embolization



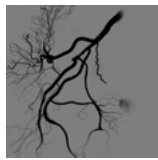
Embolotherapy (HCC & UFE)



Trauma Management



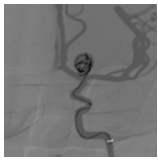
Venous Intervention



Prostatic Artery Embolization



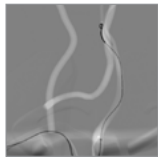
Carotid



Cerebral

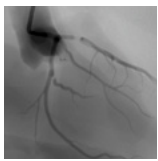


Acute Ischemic Stroke



Transradial Cerebral

NEUROVASCULAR INTERVENTIONS



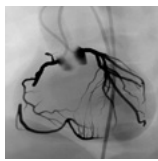
Coronary



Transradial Coronary

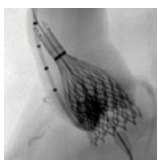


Coronary Bifurcation




Coronary CTO

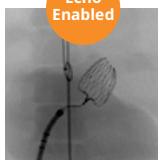
CORONARY INTERVENTIONS



TAVI



ASD/PFO Closure

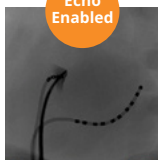


LAA Closure

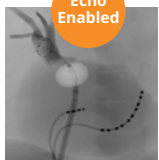
STRUCTURAL HEART DISEASES



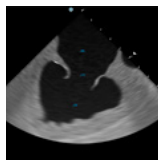
Cardiac Rhythm Management



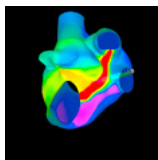
Transseptal Puncture



AF Ablation



ICE Trainer



EP Mapping

ELECTROPHYSIOLOGY

Echo Enabled


Echo Enabled

Echo Enabled

Echo Enabled

The ANGIO Mentor Family of Products

All simulator platforms are capable of running all ANGIO Mentor modules as well as PROcedure Rehearsal Studio software.



ANGIO Mentor Flex

IDEAL FOR REMOTE COURSES AND CONVENTIONS

- Compact, foldable and light
- Packed in a small case – within airline check-in weight restrictions
- Quick setup and easy operation using two touch monitors
- Easy maintenance with snap-in tracking stations
- Available in both single and dual access configurations

ANGIO Mentor Suite

IDEAL FOR TEAM TRAINING

- True-to-life Interventional Suite/Hybrid OR environment
- Actual C-arm and TEE probe integration
- Life-size patient mannequin with 5 access sites
- Adjustable table height and control panel position
- Radiation awareness training using "See the Invisible" AR application.

ANGIO Tab Pro

IDEAL FOR DEVICE DEMONSTRATION AND PROCEDURAL TRAINING

- Ultra-portable solution, packed in a carry-on suitcase
- Instant setup in less than a minute
- Runs complete procedural simulation using touchpad and keyboard
- Enables haptic feedback and deployment using an authentic handle

16

Years of endovascular simulation experience

38+

Simulated endovascular procedures

300+

Training cases

17

Industry partners



C-arm and TEE integration enables realistic team training



Device demonstration using ANGIO Tab Pro



"We must train physicians that are currently performing old practices, on new devices and techniques. In addition, we needed a tool to train our residents and fellows without risking our patient. Now practicing on the ANGIO Mentor is a part of training in our vascular surgery department. All residents and fellows have a specific curriculum and they have to perform two hours per week of training and assessment in order to evaluate and improve their skills."

Prof. Nabil Chakfé

Head of Vascular Surgery and Renal Transplantation
Strasbourg University Hospital, France
President of GEPROVAS Association



"Simulation training on the ANGIO Mentor helps us to achieve better results. It allows us to repeat and learn well all procedural steps; knowing what to do reduces the number and complexity of complications. It brings us to the 'battlefield', allowing us to be ready and able to perform a safe and effective procedure."

Prof. Haim Danenberg

Director of Interventional Cardiology Heart Institute
Hadassah Hebrew Univ. Medical Center, Israel

MentorLearn Cloud

Ask how the MentorLearn Cloud simulator curricula management system can support your Symbionix simulator. MentorLearn's many capabilities include remote simulator administration, online learning, anywhere results monitoring, proficiency based hands-on training, as well as simulation video capture that is ideal for debriefing.

Automatic Updates use Over-the-Air (OTA) technology to ensure that your Symbionix simulator software is always the latest version available.

surgicalscience | Symbionix Simulators

Surgical Science Sweden AB: Drakegatan 7 A | 412 50 Göteborg, Sweden | Tel +46 31 741 65 60 | info@surgicalscience.com

Symbionix Simulators: 3 Golan Street (Golan Building) | Airport City, 7019900 Israel | Tel +972-3-911-4444 | healthcare@3dsystems.com

www.symbionix.com | healthcare@3dsystems.com